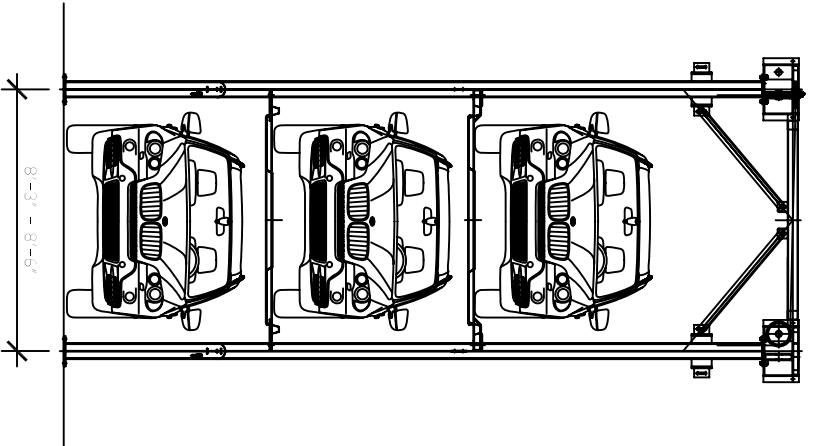
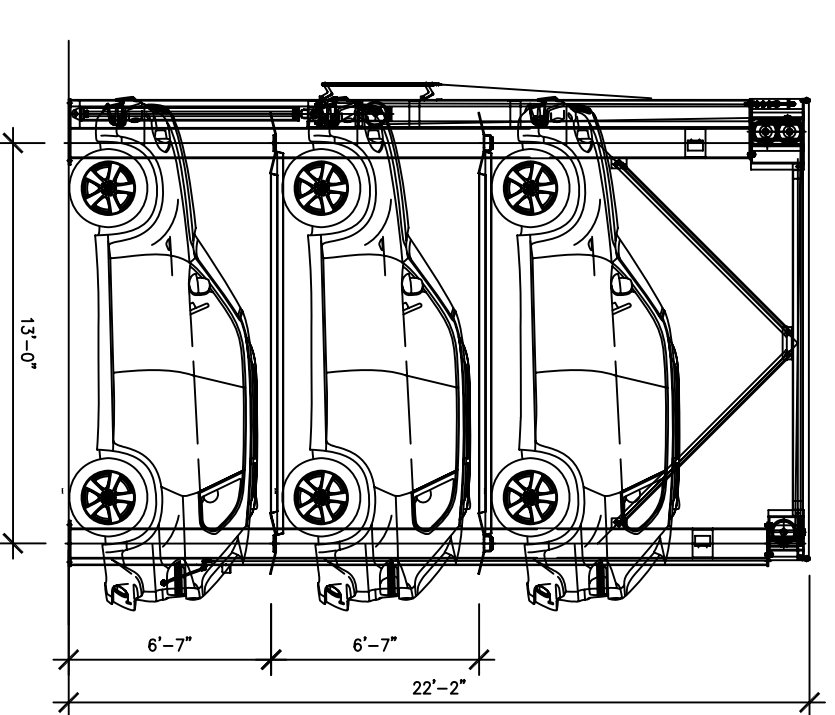


TP500H
SCHEMATIC PLAN



TP500H
FRONT/REAR ELEVATION



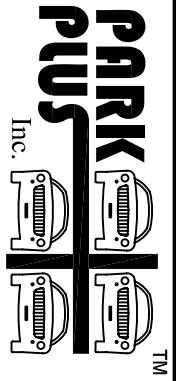
TP500H
SIDE ELEVATION

ESTIMATED MASS OF STACKER	8910 lbs
MAXIMUM MASS OF CAR	6000 lbs
ESTIMATED FLOOR LOAD	5227 lbs/leg

THIS CONFIDENTIAL DOCUMENT IS THE PROPERTY OF PARK PLUS, INC. AND SHALL NOT BE GIVEN, COPIED OR REPRODUCED WITHOUT PRIOR WRITTEN CONSENT.

PARK PLUS Inc.™
PARKING SYSTEMS

DATE: 01/20/2009
DRAWN BY:
CHECKED BY:
PROJECT DRAWING



480 MAIN AVENUE UNIT 1
WALLINGTON, NJ 07057
TEL: (973) 574-8020
FAX: (973) 574-8030
www.parkplusinc.com
email: info@parkplusinc.com

PROJECT
TRIPLE PARKING SYSTEMS
TECHNICAL SPECIFICATION

DRAWING DESCRIPTION
TP500H
HYDRAULIC OPERATION
DRAWING NOT TO SCALE

REVISIONS:
△