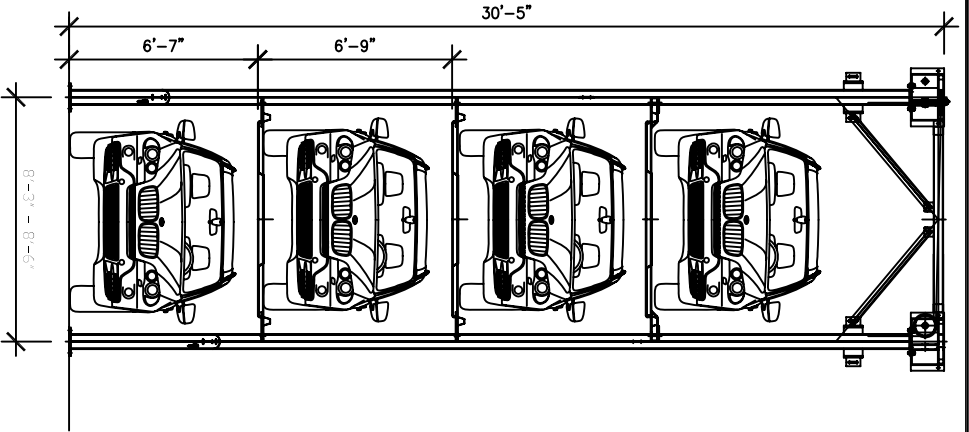
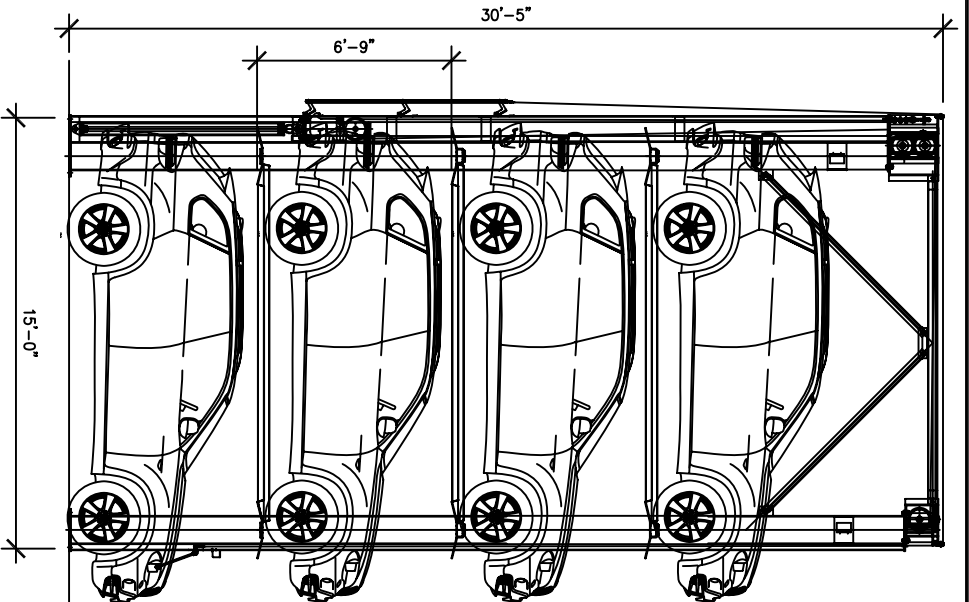


QP1000H
SCHEMATIC PLAN



QP1000H
FRONT/REAR ELEVATION



QP1000H
SIDE ELEVATION

ESTIMATED MASS OF STACKER	9440 lbs
MAXIMUM MASS OF CAR	6000 lbs
ESTIMATED FLOOR LOAD	6860 lbs/ leg

THIS CONFIDENTIAL DOCUMENT IS THE PROPERTY OF PARK PLUS, INC. AND SHALL NOT BE GIVEN, COPIED OR REPRODUCED WITHOUT PRIOR WRITTEN CONSENT.

PARKING SYSTEMS

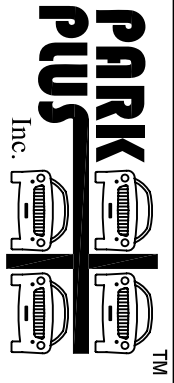
PARK PLUS Inc.™

PROJECT DRAWING

CHECKED BY :

DRAWN BY :

DATE : 01/20/2009



480 MAIN AVENUE UNIT 1
WALLINGTON, NJ 07057
TEL: (973) 574-8020
FAX: (973) 574-8030
www.parkplusinc.com
email: info@parkplusinc.com

PROJECT

QUADRUPLE PARKING SYSTEMS
TECHNICAL SPECIFICATION

DRAWING DESCRIPTION

QP1000H
HYDRAULIC OPERATION

DRAWING NOT TO SCALE